

S.M.S.L

PA-X

使用说明书/USER MANUAL



本说明书的内容可能会随版本更改,如有变动,恕不另行通知  
The contents of this manual may be changed with the edition, and are subject to change without notice.

Ver 1.0

## 安全注意事项

- 请将本音响系统安装在通风良好、阴凉、干燥、干净的位置，远离直射阳光热源、振动、灰尘、潮湿或寒冷。
- 只能使用本机指定的电压。使用高于指定数值的电压很危险，而且可能导致火灾，损坏本机或造成人身伤害。对于使用高于指定电压造成的任何损害，我司将不承担任何责任。
- 不要试图自行改造或修理本机。如果需要任何服务，请与销售或者我司客服人员联系。不管有任何理由，都没有打开机壳的必要。
- 如果打算长时间不使用本机（比如度假时），请从墙壁交流电源插座上断开电源线的连接。

### 重要提示：

本说明书所提到的产品规格和资讯仅供参考。如有内容更新，恕不另行通知。

## 保修条款

### 一、服务期限

佛山双木三林科技有限公司承诺产品的良好品质，产品自售出之后7天内正常使用情况下出现故障，客户可以选择退货或者保修（不影响二次销售才可退货）。正常使用一年内出现故障可以免费保修。

二、购买日期以销售商开出的购机发票或收据日期为准，网购可以交易截图为准。

### 三、有以下情况都不能享受“三包”服务

1. 一切人为因素损坏，包括非正常工作环境下使用或不按照说明书使用。
2. 用户私自拆机、改装、维修。
3. 使用非指定或许可的配件造成损坏的。
4. 机身的QC或保修贴损毁。
5. 不能出示有效购机凭证。
6. 不属于本公司产品。

### 四、保修方式为送修

此条款只适于中国大陆，其它地区请参考当地销售代理商的规定和国家法规。

## 特点

- 德国英飞凌最新氮化镓功率管，高达1MHz开关频率的，使全频带声音更加细腻；
- 使用了TI公司高级音量芯片PGA2311，更加精准的音量控制和超低的失真度；
- 立体声平衡输入模式，搭配前级使用，声音更加直接纯真。
- XLR输入的单声道模式，2台组成立体声，功率4倍增加，轻松驱动大功率音箱。
- 大量采用发烧级音频元件以提升主观听感；
- 高品质镀金输入、输出端子；
- 完善的过热，过流等保护电路；
- 全新开发音频专用开关电源，以匹配8欧姆、4欧姆不同阻抗都可以输出200W以上不失真功率。

技术参数

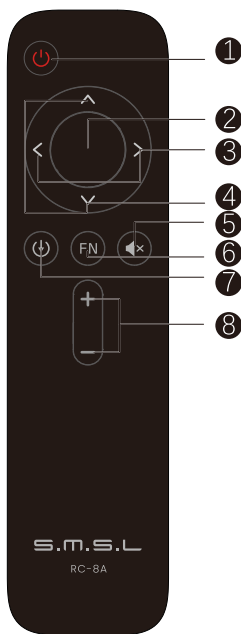
输入接口	平衡(XLR)/线路(RCA)/单声道(XLR)		
THD+N	0.003%		
信噪比	115dB		
通道分离度	75dB		
输入灵敏度	立体声模式	RCA	0.96Vrms/22kΩ
		XLR	2.1Vrms/22kΩ
	单声道模式	XLR	2.7Vrms/22kΩ
输出功率	立体声模式	4Ω	250Wrms x2
		8Ω	200Wrms x2
	单声道模式	8Ω	500Wrms x1
待机功率	<0.5W		
消耗功率	40W(Normal Volume)		
体积	222.5x51x250mm(WxHxD)		
重量	2.57kg/5.67lbs		

SMSL保留在不另行通知的情况下进行可能导致规格或特性更改的改进的权利。

## 关于遥控器

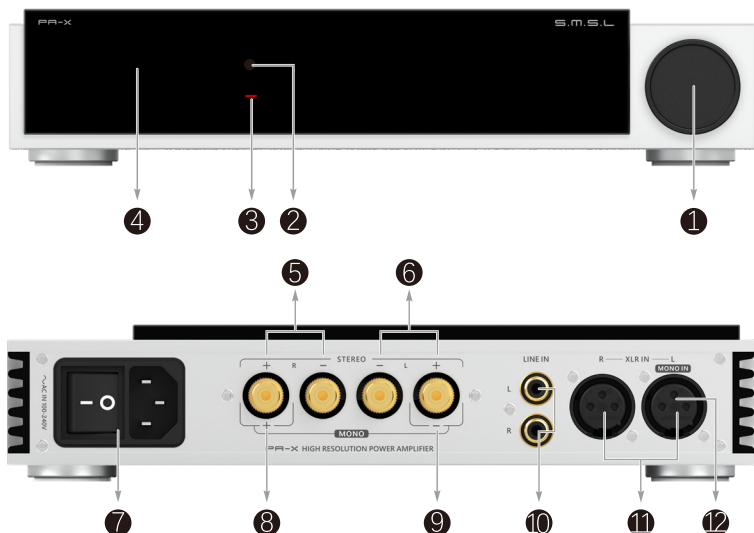
- 如果遥控器距离本机很近时操作仍无效，请用新电池更换。
- 如果要长时间不使用遥控器，请取出遥控器的电池。
- 按照电池处置的地方性法规处置废旧电池。

## 遥控器的使用



- 遥控器请使用2节7号(AAA)电池。
- 遥控器按键操作：
  - ❶ 开关机
  - ❷ 菜单键：进入主菜单/确认
  - ❸ 左右按键：返回/进入二级菜单
  - ❹ 上下按键：选择菜单项目
  - ❺ 静音按键：点击后静音
  - ❻ FN按键：无功能
  - ❼ 输入选择：切换输入
  - ❽ 加减音量

## 部件介绍



- |                     |              |                |
|---------------------|--------------|----------------|
| 1 旋钮                | 2 红外接收窗      | 3 指示灯          |
| 4 显示屏               | 5 喇叭输出右声道    | 6 喇叭输出左声道      |
| 7 电源输入(100V-240VAC) | 8 单声道模式喇叭输出+ | 9 单声道模式喇叭输出-   |
| 10 线路输入             | 11 XLR输入     | 12 单声道输入 (XLR) |

**注:** 连接喇叭时请注意极性, 必须按产品标注的极性, 以免影响音质。

## 功能介绍

### ■ AMP MODE (功放模式)

- RCA
- XLR
- PURE AMP MONO (单声道桥接模式, 使用XLR IN的L通道输入)

### ■ LOAD TYPE (负载模式)

- AMP LOAD 4ohm
- AMP LOAD 8ohm

请注意, 功放模式切换需时10秒左右, 过程中功放不工作。

### ■ UI STYLE (UI模式)

- UNIVERSAL (经典的)
- GRAPHICS (图形的)

### ■ DIMMER(自动息屏)

- 5秒~60秒

(范围5秒-60秒, 设置后, 屏会在这个时间内自动熄灭, 遥控或者旋钮任意操作屏幕会重新点亮。这样可以很大程度减少光污染, 提升听音环境的舒适性!)

### ■ BRIGHTNESS(亮度)

- LEVEL 1-LEVEL 6

### ■ RESET(恢复出厂设置)

- 在此界面下, 长按旋钮中键, 系统会重置所有设定。

## Safety Notes

- Install this unit in a well ventilated, cool, dry, clean place-away from direct sunlight, heat sources, vibration, dust, moisture, or cold..
- Use the voltage specified on this unit Only. Using this unit with a higher voltage than specified is dangerous and may cause fire , damage to this unit, or personal injury. Our company will not be held responsible for any damage resulting from the use of this unit with a voltage other than that specified.
- Do not attempt to modify or fix this unit by yourself. Contact alesperson or customer service when any service is needed. The cabinet should never be opened for any reason.
- When not planning to use this unit for long periods of time (i.e. when going on vacation), disconnect the power cable from the AC wall outlet.

### Important note:

The product specifications and information mentioned in this manual are for reference only. The content of this manual is subject to change without notice.

## Warranty Terms

### 1.The Term of Service

Foshan Shuangmusanlin Technology Co., Ltd promises to offer good-quality products. If the product is broken in 7 days after purchasing when you use it normally, you can choose to send it back for return, replacement or repairing (only the product does not affect the second sales can be returned ). Repairing for free in one year if you use it normally.

2.Date of purchase is in accordance with the date on invoice or receipt used by seller, and if you buy it on line, you can show the screenshot of trade.

3.If an inappropriate usage causes the unit damaged, the warranty will be void. As below.

- All damages by inappropriate use, including using it under non-normal working environment or without following the instructions.
- Dismantling, refitting, repairing by user in private.
- Causing damage by using some fittings instead of the designative or accredited ones.
- Cannot provide credible proof of purchase.

4.Sending it back to our company for repairing.

5.Contact your S.M.S.L Audio reseller for a return or replacement.



## Features

- Infineon's latest GaN FET, with a switching frequency of up to 1MHz, makes the full-band sound more delicate;
- TI's advanced volume chip PGA2311 is used, with more steps volume control and ultra-low distortion;
- Stereo pure amplifier pass-through mode, use with a pre-amp, the sound is more direct and pure.
- XLR input mono mode, 2 units form stereo, power is increased by 4 times, and high power tolerant speakers are easily driven.
- A large number of audio-grade components are used to enhance the subjective listening experience;
- High-quality gold-plated input and output sockets;
- Complete overheating, overcurrent and other protection circuits;

Specifications

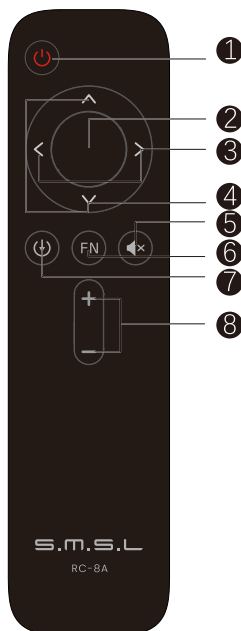
Input			Balanced(XLR)/Line in(RCA) /mono(XLR)
THD+N			0.003%
SNR			115dB
Channel Separation			75dB
Input Sensitivity	stereo	RCA	0.96Vrms/22kΩ
		XLR	2.1Vrms/22kΩ
	mono	XLR	2.7Vrms/22kΩ
Output Power	stereo	4Ω	250Wrms x2
		8Ω	200Wrms x2
	mono	8Ω	500Wrms x1
Standby power			<0.5W
Power Consumption			40W(Normal Volume)
Size			222.5x51x250mm(WxHxD)
Weight			2.57kg/5.67lbs

SMSL reserves the right to make improvements which may result in specification or feature changes without notice.

## Remote control

- If the remote control is still ineffective when it is close to the machine, replace it with a new battery.
- If the user does not use the remote control for a long time, remove the battery of the remote control.
- Dispose of used batteries in accordance with local regulations on battery disposal.

## Operating the remote control



- This remote controller use 2 x R03/AAA batteries.

- Remote control button operation:

**1** Power ON/OFF

**2** Menu: Enter the main menu/Exit

**3** Left/Right: Return/Next level menu

**4** Up/Down: Select a menu item

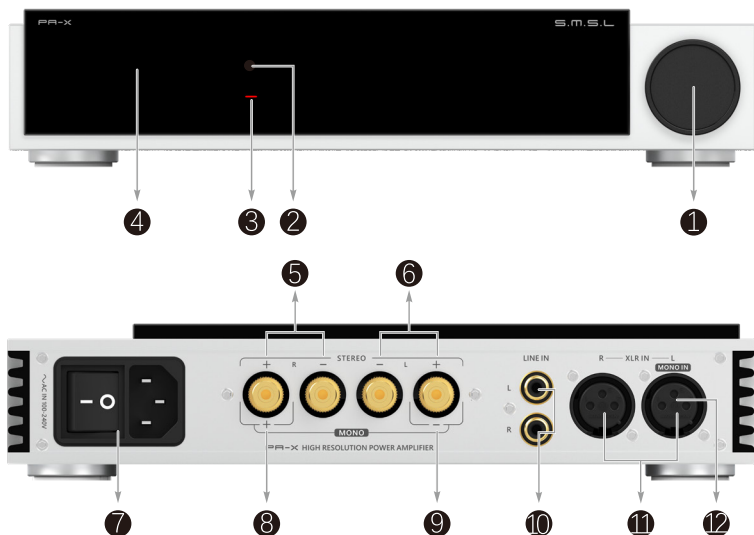
**5** Mute: Muting the outputs, and the volume number will flashes.

**6** FN: No function

**7** Input selection: Toggle inputs

**8** Volume up/down

## Display Interface and Instructions



- |                       |                        |                       |
|-----------------------|------------------------|-----------------------|
| 1 Function knob       | 2 Remote window        | 3 Power LED           |
| 4 Display screen      | 5 Speaker Right output | 6 Speaker Left output |
| 7 AC IN (100V-240VAC) | 8 Mono mode speaker+   | 9 Mono mode speaker-  |
| 10 Line inputs(RCA)   | 11 XLR input           | 12 Mono in(XLR)       |

### Note:

Please pay attention to the polarity when connecting the speakers. It must be connected according to the polarity marked on the product to avoid affecting the sound quality.

## Instructions

### ■ AMP MODE

- RCA
- XLR
- PURE AMP MONO  
(At this mode, the PA-X is a mono power amplifier and only input by XLR)

### ■ LOAD TYPE

- AMP LOAD 4ohm
- AMP LOAD 8ohm

### ■ UI STYLE

- UNIVERSAL
- GRAPHICS

### ■ DIMMER

- 5 ~ 60 SECONDS

(The range is 5 seconds-60 seconds. After setting, the screen will automatically go off within this time, and the screen will re-light up if you operate the remote control or the knob at any time.)

### ■ BRIGHTNESS

- LEVEL 1-LEVEL 6

### ■ RESET

- Under this page, long press the button of the function knob, then the system will reset all settings.

S.M.S.L